




We Bring Digital Precision To Your Diagnostic Decisions

The Value Choice in Portable Color

PICO


Multi-Specialty Color Ultrasound

*In a compact, 100% digital system
that offers you the most
advanced technology
for image optimization and connectivity.*



FREE HAND 3D • COLOR POWER DOPPLER • SOFT TISSUE HARMONICS • FILE MANAGEMENT • EMAIL IMAGES FOR SECOND OPINIONS

The Pico delivers true multi-specialty ultrasound performance and versatility in a compact package. The Pico features color, PW Doppler, soft tissue harmonics, and free hand 3D imaging capabilities. Its all-digital beam forming provides maximum image resolution giving you the ultimate diagnostic accuracy.



THE ULTIMATE DIGITAL IMAGING SYSTEM



PICO

SPECIFICATIONS

Free Hand 3D (Optional)

Gives you a 3D image to help you explain your diagnosis to your clients.

File Management

Stores all your images - up to 40,000 by name, date and file number so that you can easily edit, add, retrieve, measure, email and refile images under the same file number.

Trapazoidal Imaging

Allows a wide field of view with the high resolution 10 MHz Linear "T" probe for doing musculoskeletal imaging above the knee in equine and general abdominal imaging in both large and small animals.

Color Doppler

Enables you to instantly distinguish arterial and venous blood flow; blockages; cardiac regurge, mitral valve prolapse, renal perfusion and tumor vascularity.

Soft Tissue Harmonics

Matches the frequencies for dynamic soft tissue imaging best suited for a particular structure being visualized to optimize image quality for deep image visualization.

Variable Frequency Probes

Each probe has a broad band allowing the operator to choose the most optimal frequency with each image.

100% Digital System

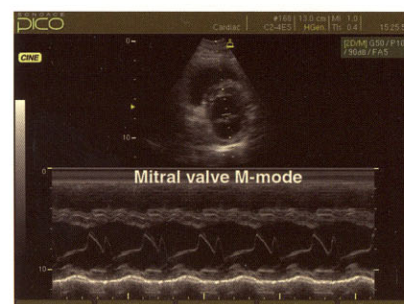
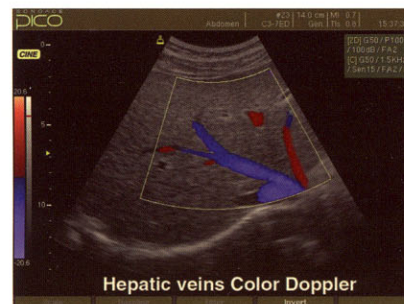
Offers you the most advanced technology for image optimization and connectivity.

Archiving/Telemedicine

Internal file management allows you to export images via email, M/O Disk, CD, DVD, video printer and VCRs using USB, RS232, LAN, SVHS, video, audio, MIC and foot switch ports on back of the system.

DICOM 3.0 (Optional)

Allows you to interface to any network for individualized connectivity.



Trade-ins Welcomed! Call for CE Seminar Dates

OPTIONS AVAILABLE

Travel Cases | Standoff Pads | Video Printers | Ultrasound Gel | Disk Recorders | Video Paper



800.267.4608

ADDRESS: 173 Milsap Road, RR #3, (Moscow)
Yarker, Ontario KOK 3N0
PHONE: 613.358.5658 FAX: 613.358.5655
EMAIL: bob@stonemills.net

